
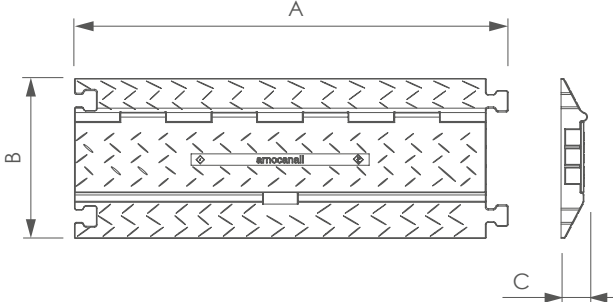
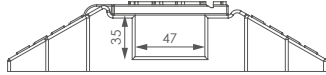

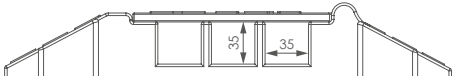
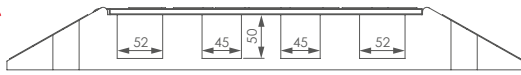
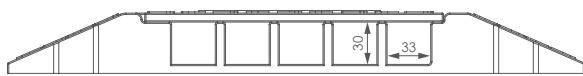



Canali passacavi carrabili in gomma naturale NR
Drive-over cable ramp of natural rubber NR

<p>Materiale: NR (Gomma naturale) Colore: Nero e giallo Temperatura di esercizio: -20°C +70°C Campo di durezza: 78 ± 5</p>						<p>Material: NR (Natural rubber) Colour: Black and yellow Working temperature: -20°C +70°C Hardness field: 78 ± 5</p>					
											
Articolo Item	Peso Weight	Capacità di carico Load capacity	A mm	B mm	C mm						
ZPC1	7,3 kg	3 ton	1.000	215	45	NEW	 <p>1 Scomparto - Channel 47x35 mm</p>				
ZPC2	7,8 kg	3 ton	1.000	245	45		 <p>2 Scomparti - Channel 25x32 mm</p>				
ZPC3	13 Kg	5 ton	900	350	50	 <p>3 Scomparti - Channel 35x35 mm</p>					
ZPCH4	26 Kg	25 ton	910	590	75	NEW	 <p>2 Scomparti - Channel 52x50 mm 2 Scomparti - Channel 45x50 mm</p>				
ZPC5	14 Kg	5 ton	800	450	45		 <p>5 Scomparti - Channel 30x33 mm</p>				



Il canale ZPCH4 ha un'altezza maggiorata per ospitare cavi o tubi di grossi diametri. Inoltre ha 4 fori per il fissaggio con viti.

The ZPCH4 channel is extra tall to accommodate larger diameter cables or pipes. It also has four screw holes.

Curva a 30° in gomma naturale NR 30° curve of natural rubber NR

Per un angolo a 90° ci vogliono 3 pezzi
For a 90° angle you need 3 pieces

Articolo Item	Numero scomparti Channels number	L mm	H mm	A mm	B mm	Massimo ingombro raggio di curvatura Maximum bending radius footprint	
						R1 mm	R2 mm
ZPW1	1	215	45	514	514	299	514
ZPW2	2	245	45	549	549	299	549
ZPW3	3	350	50	710	710	360	710
ZPW4	4	590	75	893	893	303	893
ZPW5	5	450	50	753	753	303	753

Terminali in gomma naturale NR End piece of natural rubber NR

Articolo Item	Numero scomparti Channels number	L mm	H mm
ZPE1	1	215	45
ZPE2	2	245	45
ZPE3	3	350	50
ZPE4	4	590	75
ZPE5	5	450	50

Coperchi di ricambio Replacement covers

Articolo Item	Per canale For cable ramp
ZPR1	ZPC1
ZPR2	ZPC2
ZPR3	ZPC3
ZPR4	ZPCD4
ZPR5	ZPC5